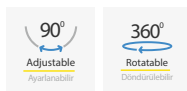


surface type
downlight



Aluminum extrusion body
High efficiency reflector
Constant current LED driver
Electrostatic powder coating paint
Optional body colors
ENEC Standards



BASIC OPTIONS

on/off	ON/OFF(No Dimmable)
12V	Input Voltage 220-240V/AC 50-60Hz
CRI 80	Color Rendering Index >80
4K	Light Temperature 4000K
	Light Beam 25°,30°,40°,50°
B	Black Body Color

PRODUCT CODE	W	Height	Lenght	Temp	Lumen*
ADEN.10.120.N.4.25	10	132	Ø120	4000K	1220
ADEN.15.120.N.4.25	15	132	Ø120	4000K	1830
ADEN.20.120.N.4.25	20	132	Ø120	4000K	2440
ADEN.30.120.N.4.25	30	132	Ø120	4000K	3680
ADEN.40.120.N.4.25	40	132	Ø120	4000K	4420
ADEN.45.120.N.4.25	45	132	Ø120	4000K	6210
ADEN.50.120.N.4.25	50	132	Ø120	4000K	6900

According to 4000K light temperature

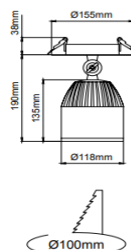
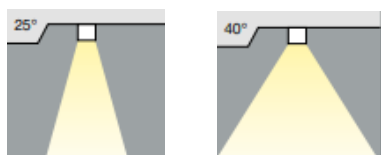
CUSTOMIZE OPTIONS

Dimmable 1-10V	Dimmable PUSH	Dimmable TRIAC	Dimmable DALI	Input Voltage 24V/DC	Light Temperature 3000K	Light Temperature 6500K	Dynamic White	Color Rendering Index > 90	Black Body Color	EMERGENCY KIT
1-10V	PUSH	TRIAC	DALI	24V DC	3K	6.5K	DYN	CRI >90	B	G

PRODUCT CODING

Product Name	Product Power	Product Size	Control System	Color Temperature	Light Beam
XX	XX	XX	on/off, 1-10V, PUSH, TRIAC, DALI	3K, 4K, 6.5K	
XX	XX	XX	N, V, P, T, D	3, 4, 6	XX

TECHNICAL DRAWINGS



* For different options, please contact our team.