


CESAR MINI IN GROUND

Linear In-Ground



The standard design makes it easy to combine the three different sizes. Linear recessed in-ground. The powder coated surface completes the attractive, clear appearance.

To guarantee durability, high-quality materials such as corrosion resistant aluminium, toughened glass and stainless steel are used. An innovative ventilation system prevents condensation. The robust, dust proof housing, which is also protected against sprayed water, allows this lighting tool to be used for many years without any damage or maintenance.

Thanks to the flexibility of the base element, CESAR achieves to meet every need for lighting in several fields of application: walls, surfaces of vehicular traffic, pathways, gardens and parks.

Luminaire comes with 2 sides cable as standard.

Characteristics

Aluminium Injection Die Cast Body

Electrostatic Powder Paint

Optional RAL Colors

Extra Clear 5mm Tempered Glass

Aluminium PCB

LED with Life Span > 100.000 Hours

CCT tolerance within a 3 step MacAdams ellipse

Corrosion Protection

5 Years Warranty

Marine Coating (Optional)

ENEC Certified Driver

Key Advantages

- High corrosion resistance
- High IP protection
- Excellent light output
- High Ambient temperature
- Easy installation

Applications



Landscape



Outdoor

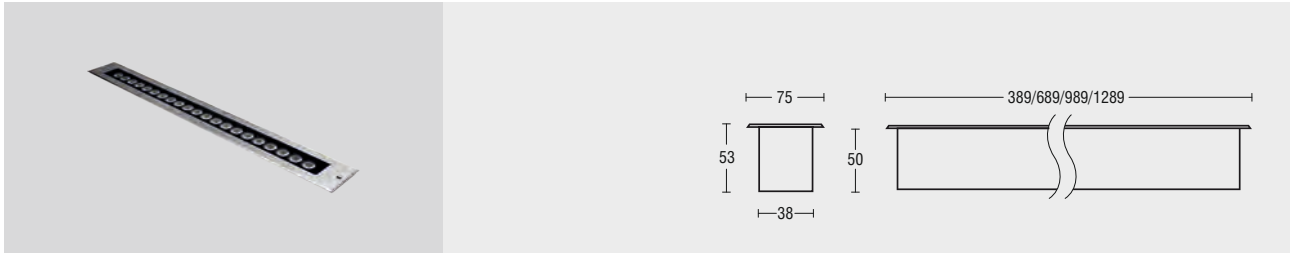


Urban



Architectural

CESAR MINI IN GROUND




Standard Product

Input	100-240V / AC 50-60Hz
Control	On / Off
Optic	30°
Light Color	4000K
Body Color	7016 Grey
Frame	Stainless Steel
CRI	> 82
Protection	IP67
Impact Resistance	IK10
Protection class IEC	Class I
Power factor (min.)	0,092
Weight	- kg
Ambient Temperature	-30°C / +60°C


Available Options

Input	24V / DC
Control	RGB, DALI, DIM, DMX
Optic	8°, 15°, 30°, 50°, 60°, 70°, 90°, 120°, Asymmetrical
Light Color	2200K, 2700K, 3000K, 5000K, 6500K
Body Color	Optional RAL colors
Glass	Frosted Diffuser Glass
CRI	> 90
Protection	IP68
Warranty	7-10 Years

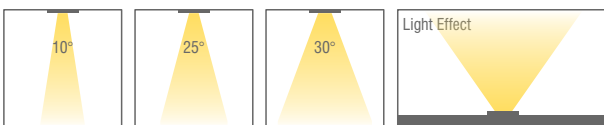
Light Colors



Body Colors Options



Beam Angle Options



Optional Accessories



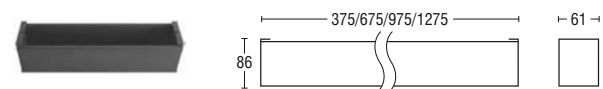
Ordering Details

Product Code	Power	Length	Light Color	Lumen
CESAR.MINI.ING.9.AC.N.4.25	9W	389mm	4000K	1188
CESAR.MINI.ING.14.AC.N.4.25	14W	389mm	4000K	1848
CESAR.MINI.ING.18.AC.N.4.25	18W	689mm	4000K	2376
CESAR.MINI.ING.27.AC.N.4.25	27W	689mm	4000K	3564
CESAR.MINI.ING.27.AC.N.4.25	27W	989mm	4000K	3564
CESAR.MINI.ING.40.AC.N.4.25	40W	989mm	4000K	5280
CESAR.MINI.ING.36.AC.N.4.25	36W	1289mm	4000K	4752
CESAR.MINI.ING.54.AC.N.4.25	54W	1289mm	4000K	7128

* Products are shown at 30 degrees.

* For different options, please contact our team.

Recessed Box



Product Coding

Product Name	Product Power	Input	Control System	Color Temperature	Light Beam	Body Color
XX	XX	AC DC	ON/OFF 0-10V PUSH TRAC DALI	3K 4K 6.5K	XX	XX
XX	XX	AC DC	N V P T D	3 4 6	XX	XX