



PONTEM

LED surfaced type
High Performance Tunnel Light



High Power Tunellight stands out with its modern and innovative design specially designed to illuminate tunnels, ports, airports etc. This tunnellight has an optimal quality for the highest levels of competition, it also allows many other applications such as the lighting of the areas that want to provide special lighting as would be the case in sports stadiums.

Large luminous flux, high optical efficiency, simple installation with high reliability and flexibility. Its power as well as its high brightness make the Pontem perfect for Tunnel applications.

Characteristics

Aluminium Injection Body

Electrostatic Powder Paint

Optional RAL Colors

Heat & Impact Resistant Extra Clear 5mm Tempered Glass

Aluminium PCB

LED with Life Span > 100.000 Hours

CCT tolerance within a 3 step MacAdams ellipse

Corrosion Protection (Optional)

5 Years Warranty

Marine Coating (Optional)

Key Advantages

- High operational temperature
- Can be easily integrated to many designs
- Economic and efficient
- Easy installation
- High performance LED
- High corrosion resistance
- High lumen output
- Adjustable brackets

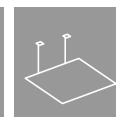
Applications



Tunnels



Ports

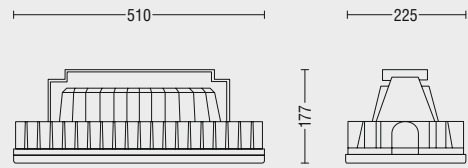


Area



Exterior

PONTEM




Standard Product

Input	100-305V / AC 50-60Hz
Control	On / Off
Optic	60°
Light Color	4000K
Body Color	9005 Black
CRI	>82
Protection	IP66
Impact Resistance	IK09
Protection class IEC	Class I
Power factor (min.)	0,092
Surge protection	6KV
Wind Catching Area	0,11m ²
Weight	8,0kg
Ambient Temperature	-25°C / +60°C


Available Options

Input	24V / DC
Control	DALI, DIM, DMX
Optic	8°, 15°, 30°, 60°, 90°, 120°, Asymmetrical
Light Color	2200K, 2700K, 3000K, 5000K, 6500K
Body Color	Optional RAL colors
CRI	>90
Surge protection	10KV
Protection	IP67-IP68
Warranty	7-10 Years

Light Colors



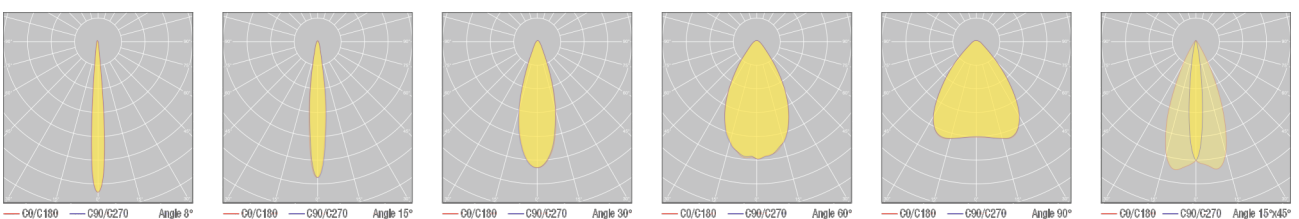
Body Colors Options



Optional Accessories



Beam Angle Options



Ordering Details

Product Code	Power	Light Color	Lumen
PONTEM.200.AC.N.4.60.9005	200W	4000K	28400
PONTEM.240.AC.N.4.60.9005	240W	4000K	34080
PONTEM.300.AC.N.4.60.9005	300W	4000K	41700
PONTEM.320.AC.N.4.60.9005	320W	4000K	44480
PONTEM.L.360.AC.N.4.60.9005	360W	4000K	50040
PONTEM.L.400.AC.N.4.60.9005	400W	4000K	55600
PONTEM.L.500.AC.N.4.60.9005	500W	4000K	72560

* For different options, please contact our team.

Product Coding

Product Name	Product Power	Input	Control System	Color Temperature	Light Beam	Body Color
XX	XX	AC DC on/off 1-10V	PUSH TRAC DALI	3K 4K 6.5K	XX	XX
XX	XX	AC DC N V	P T D	3 4 6	XX	XX