

MINI STEP

Wall Light Recessed Step Light



MINI STEP is our smallest 1 LED Recessed Wall light which still fulfills two important requirements: Small dimensions and powerful light effect.

The plug and play design, not to mention simplifies protecting the system from water infiltration ensuring long-lasting performance. Built with robust, high-quality materials that are resistant to harsh environments.

With its small diameter, dimension, Step wall recessed Wall light allows to create powerful and pure light effect. It can be used as a single point of light, thanks to its dimensions. Suitable for installation Wall for outdoor areas.

Characteristics

Electrostatic Powder Paint

Optional RAL Colors

Aluminium PCB

LED with Life Span > 100.000 Hours

CCT tolerance within a 3 step MacAdams ellipse

Corrosion Protection

5 Years Warranty

Marine Coating (Optional)

Key Advantages

- High thermal performance
- High corrosion resistance
- High IP protection
- Excellent light output
- High Ambient temperature
- Easy installation

Applications



Exterior



Facade




Architectural



Ancient

MINI STEP



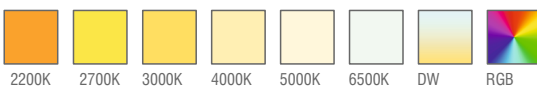
Standard Product

Input	220-240V / AC 50-60Hz
Control	On / Off
Optic	30°
Light Color	4000K
Body Color	9005 Black
CRI	>82
Protection	IP20-IP44-IP65
Impact Resistance	IK09
Protection class IEC	Class I
Power factor (min.)	0,90
Weight	0,80 - 1.20 kg
Ambient Temperature	-30°C / +60°C

Available Options

Input	24V / DC
Control	DALI, DIM, DMX
Optic	30°, 60°, 90°
Light Color	2200K, 2700K, 3000K, 5000K, 6500K
Body Color	Optional RAL colors
CRI	>90
Protection	IP66 - IP67
Warranty	7-10 Years

Light Colors




Ordering Details

Product Code	Power	Light Color	Lumen
MINISTEP3.AC.N.4.30.9005	3W	4000K	325
MINISTEP5.AC.N.4.30.9005	5W	4000K	535
MINISTEP7.AC.N.4.30.9005	7W	4000K	740
MINISTEP13.AC.N.4.30.9005	13W	4000K	1375

* For different options, please contact our team.

Body Colors Options



Beam Angle Options

Product Coding

Product Name	Product Power	Input	Control System	Color Temperature	Light Beam	Body Color
XX	XX	AC DC on/off 1-10V	PUSH TRAC DALI	3K 4K 6.5K	XX	XX
XX	XX	AC DC N V	P T D	3 4 6	XX	XX