

CIRCLE

Outdoor type
LED Bollard Lighting



A family of bollards and applique characterized by the balance between sculptural form and lighting technology.

The collection is very wide, with different lighting options. Besides lighting the surrounding environment, the light plays with the lamp-object by revealing and enhancing the volumes. CIRCLE, in all its varieties, is an aesthetically pleasing object also when switched-off, thanks to its design that interacts with daylight, creating shadows and visual softness. The applique is designed to allow a double emission with diffused optic.

Characteristics

- Die-cast aluminium body
- Extruded pole
- High efficiency LED lighting
- Electrostatic powder paint
- High quality silicon gasket
- Galvanized metal anchorage
- LED with Life Span > 100.000 Hours
- CCT tolerance within a 3 step MacAdams ellipse
- Corrosion Protection
- 5 Years Warranty
- Marine Coating (Optional)
- ENEC Certified Driver

Key Advantages

- Simple for modern designs.
- Economic and efficient
- Easy installation
- High performance LED
- High corrosion resistance

Applications



Landscape




Outdoor



Urban

CIRCLE



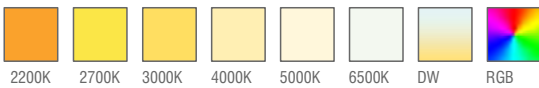
Standard Product

Input	100-305V / AC 50-65Hz
Control	On / Off
Optic	Symmetrical
Light Color	4000K
Body Color	7016 Grey
CRI	> 82
Protection	IP66
Impact Resistance	IK09
Protection class IEC	Class I
Power factor (min.)	0,092
Weight	- kg
Ambient Temperature	-30°C / +60°C


Available Options

Input	24V / DC
Control	RGB, DALI, DIM, DMX
Optic	8°, 15°, 30°, 50°, 60°, 70°, 90°, 120°, Asymmetrical
Light Color	2200K, 2700K, 3000K, 5000K, 6500K
Body Color	Optional RAL colors
CRI	> 90
Protection	IP67-IP68
Impact Resistance	IK10
Warranty	7-10 Years

Light Colors



Body Colors Options



Light Effect



Ordering Details

Product Code	Power	Light Color	Dimensions	Lumen
CIRCLE.8.600.AC.N.4.SYM.7016	8W	4000K	600mm	1056
CIRCLE.10.600.AC.N.4.SYM.7016	10W	4000K	600mm	1320
CIRCLE.15.800.AC.N.4.SYM.7016	15W	4000K	800mm	1980
CIRCLE.20.800.AC.N.4.SYM.7016	20W	4000K	800mm	2640
CIRCLE.25.1000.AC.N.4.SYM.7016	25W	4000K	1000mm	3300
CIRCLE.30.1000.AC.N.4.SYM.7016	30W	4000K	1000mm	3960
CIRCLE.25.1500.AC.N.4.SYM.7016	25W	4000K	1500mm	3300
CIRCLE.30.1500.AC.N.4.SYM.7016	30W	4000K	1500mm	3960
CIRCLE.35.2000.AC.N.4.SYM.7016	35W	4000K	2000mm	4620
CIRCLE.40.2000.AC.N.4.SYM.7016	40W	4000K	2000mm	5280

* For different options, please contact our team.

Optional Accessories



IP67
Junction
Box

Product Coding

Product Name	Product Power	Input	Control System	Color Temperature	Light Beam	Body Color
XX	XX	AC DC	on/off 1-10V PUSH TRAC DALI	3K 4K 6.5K	XX	XX
XX	XX	AC DC	N V P T D	3 4 6	XX	XX