

# ZEN M

Surface Mounted  
Wall Luminaire



**Flawless Wall mounted luminaire that reflects numerous benefits in terms of installation, maintenance and operation with IP65. ZEN M is a prime example of the immense power of puristic design. Without unnecessary frills; nothing distracts from the focus on the key essentials: powerful, homogeneous light in a perfectly flawless cylindrical form.**

The housing and technical components have been carefully selected to ensure economic efficiency and a long service life for all products in the range.

## Characteristics

---

Aluminium Injection Body

---

Electrostatic Powder Paint

---

Optional RAL Colors

---

Extra Clear 5mm Tempered Glass

---

Aluminium PCB

---

LED with Life Span > 100.000 Hours

---

CCT tolerance within a 3 step MacAdams ellipse

---

Corrosion Protection (Optional)

---

5 Years Warranty

---

Marine Coating (Optional)

---

COB LED & Power LED Options

---

## Key Advantages

- Flawless form
- Economic and efficient
- Easy installation
- High performance LED
- High corrosion resistance

## Applications



Exterior



Facade




Architectural



Ancient

# ZEN M



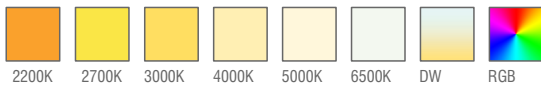
## Standard Product

Input	220-240V / AC 50-60Hz
Control	On / Off
Optic	30°
Light Color	4000K
Body Color	7016 Grey
CRI	>82
Protection	IP65
Impact Resistance	IK09
Protection class IEC	Class I
Power factor (min.)	0,090
Weight	0,80 - 4,2 kg
Ambient Temperature	-30°C / +60°C


## Available Options

Input	24V / DC
Control	DALI, DIM, DMX
Optic	30°, 60°, 90°
Light Color	2200K, 2700K, 3000K, 5000K, 6500K
Body Color	Optional RAL colors
CRI	>90
Protection	IP66 - IP67
Warranty	7-10 Years

## Light Colors



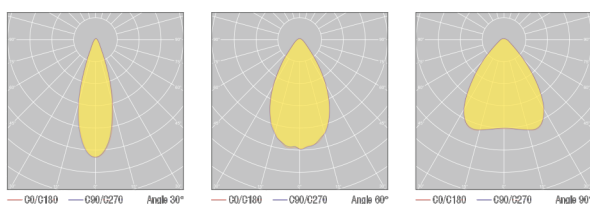
## Body Colors Options



## Light Effects



## Beam Angle Options



## Ordering Details - Single Way

Product Code	Power	Light Color	Lumen
ZEN.M.SINGLE.6.AC.N.4.30.7016	6W	4000K	720
ZEN.M.SINGLE.9.AC.N.4.30.7016	9W	4000K	1080
ZEN.M.SINGLE.12.AC.N.4.30.7016	12W	4000K	1440

## Ordering Details - Double Side

Product Code	Power	Light Color	Lumen
ZEN.M.DOUBLE.12.AC.N.4.30.7016	2X6W	4000K	2X720
ZEN.M.DOUBLE.18.AC.N.4.30.7016	2X9W	4000K	2X1080
ZEN.M.DOUBLE.24.AC.N.4.30.7016	2X12W	4000K	2X1440

\* For different options, please contact our team.

\* Dimensions can be customized.

## Product Coding

Product Name	Product Power	Input	Control System	Color Temperature	Light Beam	Body Color
XX	XX	AC DC	0W/0V 1-10V PUSH TRAC DALI 3K 4K 6.5K	XX	XX	XX
XX	XX	AC DC	N V P T D	3 4 6	XX	XX