


# STATIONE CANOPY

LED CANOPY Type  
Recessed LED lighting fixture



**Our canopy STATIONE provides the best outdoor lighting for gas stations, parking garages, loading areas, and drive-throughs. Petrol stations are transformed into branded landmarks and welcome environments with our comprehensive lighting solutions, inviting drivers to rest, relax, and recharge.**

Our canopy lighting systems provide high vertical lighting levels, boosting client safety and comfort and, as a result, increasing brand loyalty. When compared to traditional lighting, switching to LED canopy lighting can save up to 90% of energy. Add sophisticated energy management technologies that allow for light level optimization and maintenance planning to boost savings even more. And you can be confident that our Petrol Station Lighting program is backed by cutting-edge lighting design experience, as well as international and/or local application.

## Characteristics

Aluminium Injection Body

Electrostatic Powder Paint

Optional RAL Colors

Heat & Impact Resistant Extra Clear 5mm Tempered Glass

Aluminium PCB

LED with Life Span > 100.000 Hours

CCT tolerance within a 3 step MacAdams ellipse

Corrosion Protection (Optional)

5 Years Warranty

Marine Coating (Optional)

## Key Advantages

- High operational temperature
- Can be easily integrated to many designs
- Economic and efficient
- Easy installation
- High performance LED
- High corrosion resistance
- High lumen output
- Adjustable brackets

## Applications



Warehouse

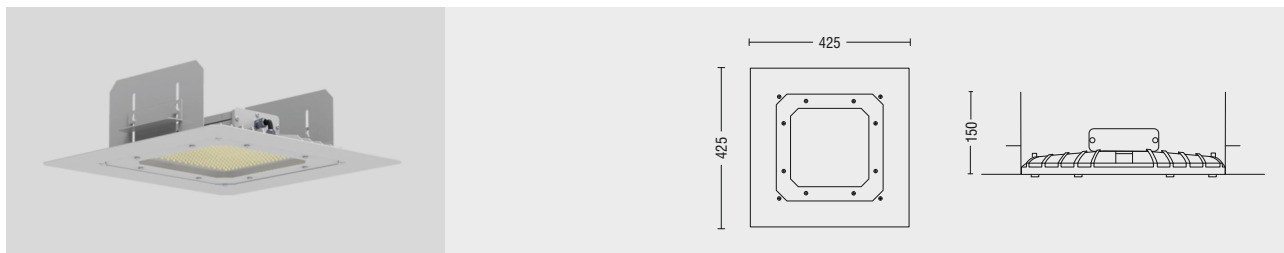


Factory



Petrol Station

# STATIONE CANOPY



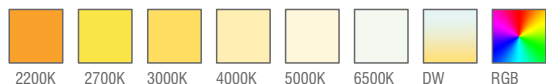
## Standard Product

Input	100-305V / AC 50-60Hz
Control	On / Off
Optic	60°
Light Color	4000K
Body Color	9016 White
CRI	>82
Protection	IP66
Impact Resistance	IK09
Protection class IEC	Class I
Power factor (min.)	0,092
Surge protection	6KV
Wind Catching Area	0,08m <sup>2</sup>
Weight	6 kg
Ambient Temperature	-25°C / +60°C

## Available Options

Input	24V / DC
Control	DALI, DIM, DMX
Optic	8°, 15°, 30°, 60°, 90°, 120°, Asymmetrical
Light Color	2200K, 2700K, 3000K, 5000K, 6500K
Body Color	Optional RAL colors
CRI	>90
Surge protection	10KV
Protection	IP67-IP68
Warranty	7-10 Years

## Light Colors



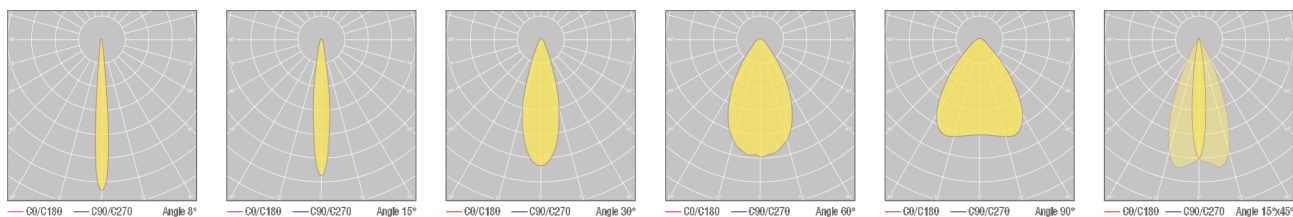
## Body Colors Options



## Optional Accessories



## Beam Angle Options



## Ordering Details

Product Code	Power	Light Color	Lumen
STATIONEC.60.AC.N.4.60.9016	60W	4000K	8520
STATIONEC.75.AC.N.4.60.9016	75W	4000K	10650
STATIONEC.90.AC.N.4.60.9016	90W	4000K	12780
STATIONEC.120.AC.N.4.60.9016	120W	4000K	17040
STATIONEC.150.AC.N.4.60.9016	150W	4000K	21300

\* For different options, please contact our team.

## Product Coding

Product Name	Product Power	Input	Control System	Color Temperature	Light Beam	Body Color
XX	XX	AC DC	N V P T D	3K 4K 6.5K	XX	XX