


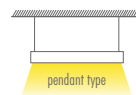
LINERES WAY

pendant & surface type

linear lighting



- Aluminum extruded body
- Anti-glare optical lens
- UV protected diffuser
- Adjustable length steel ropes
- Nickel plated brass parts
- Constant current LED driver
- Electrostatic powder coating paint
- Production in different lengths
- Optional body colors
- ENEC standards



PRODUCT CODE	W	Lenght	Temp	Lumen*
LINERESWAY.10.1000.N.4.36	10	1000	4000K	890
LINERESWAY.15.1800.N.4.36	15	1800	4000K	1220
LINERESWAY.20.2000.N.4.36	20	2000	4000K	1580
LINERESWAY.25.2400.N.4.36	25	2400	4000K	1990
LINERESWAY.30.3000.N.4.36	30	3000	4000K	2700
LINERESWAY.45.3500.N.4.36	45	3500	4000K	4520

* Can be customized..

BASIC OPTIONS

- on/off Control (No Dimmable)
- Input Voltage 220-240V/AC, 50-60HZ
- Color Rendering Index > 80
- Light Temperature 4000K
- Light Beam 36° 48°
- Operating Temperature : -20 / 40 °C
- Black Body Color


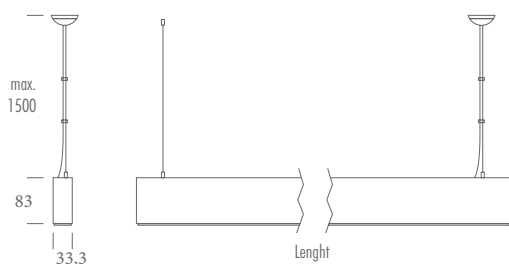
PRODUCT CODING

Product Name	Product Power	Product Size	Control System	Color Temperature	Light Beam
XX	XX	XX	sw/off 1-10V PUSH TRIAC DALI	3K 4K 6.5K	XX

CUSTOMIZE OPTIONS

Dimmable 1-10V	Dimmable PUSH	Dimmable TRIAC	Dimmable DALI	Input Voltage 24V/DC	Light Temperature 3000K	Light Temperature 6500K	Dynamic White	Color Rendering Index > 90	Optional Body Color	Emergency KIT	Pendant or Surface Type
1-10V	PUSH	TRIAC	DALI	24V DC	3K	6.5K	DYN	CRI > 90	B	E	M

TECHNICAL DRAWINGS



* For different options, please contact our team.