

# LAQUE S

LED surface type  
Ceiling Mounted lighting fixture



**Flawless Wall mounted luminaire that reflects numerous benefits in terms of installation, maintenance and operation with IP65. LAQUE S is a prime example of the immense power of puristic design. Without unnecessary frills; nothing distracts from the focus on the key essentials: powerful, homogeneous light in a perfectly flawless cylindrical form.**

The housing and technical components have been carefully selected to ensure economic efficiency and a long service life for all products in the range.

## Characteristics

- Aluminium Injection Body
- Electrostatic Powder Paint
- Optional RAL Colors
- Extra Clear 5mm Tempered Glass
- Aluminium PCB
- LED with Life Span > 100.000 Hours
- CCT tolerance within a 3 step MacAdams ellipse
- Corrosion Protection (Optional)
- 5 Years Warranty
- Marine Coating (Optional)
- COB LED & Power LED Options

## Key Advantages

- Flawless form
- Economic and efficient
- Easy installation
- High performance LED
- High corrosion resistance

## Applications



Exterior



Facade




Architectural



Ancient

# LAQUE S



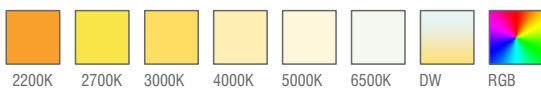
## Standard Product

Input	220-240V / AC 50-60Hz
Control	On / Off
Optic	30°
Light Color	4000K
Body Color	7016 Grey
CRI	>82
Protection	IP65
Impact Resistance	IK09
Protection class IEC	Class I
Power factor (min.)	0,090
Weight	0,90kg
Ambient Temperature	-30°C / +60°C

## Available Options

Input	24V / DC
Control	DALI, DIM, DMX
Optic	8°, 15°, 30°, 40°, 60°, 90°
Light Color	2200K, 2700K, 3000K, 5000K, 6500K
Body Color	Optional RAL colors
CRI	>90
Protection	IP66 - IP67
Warranty	7-10 Years

## Light Colors




## Ordering Details

Product Code	Power	Light Color	Lumen
LAQUE.S.1.AC.N.4.30.7016	1W	4000K	120
LAQUE.S.2.AC.N.4.30.7016	2W	4000K	240
LAQUE.S.3.AC.N.4.30.7016	3W	4000K	360
LAQUE.S.6.AC.N.4.30.7016	6W	4000K	720

\* For different options, please contact our team.  
\* Dimensions can be customized.

Product Code	Lamp Holder	Light Color	Lumen
LAQUESQ.S.GU10.AC.N.4.36.7016	GU10	4000K	N/A

## Body Colors Options



## Product Coding

Product Name	Product Power	Input	Control System	Color Temperature	Light Beam	Body Color
XX XX	AC DC	OFF/ON 1-3 DV	PUSH TRAC	DAU 3K 4K 6.5K	XX	XX
XX XX	AC DC	N V	P T	D	3 4 6	XX XX

## Beam Angle Options

