


ARIS WALL DOUBLE

Surface Mounted
Wall Luminaire



Flawless Wall mounted luminaire that reflects numerous benefits in terms of installation, maintenance and operation with IP20. ARIS WALL DOUBLE is a prime example of the immense power of puristic design. Without unnecessary frills; nothing distracts from the focus on the key essentials: powerful, homogeneous light in a perfectly flawless cylindrical form.

The housing and technical components have been carefully selected to ensure economic efficiency and a long service life for all products in the range.

Characteristics

Aluminium Injection Body

Electrostatic Powder Paint

Optional RAL Colors

Aluminium PCB

LED with Life Span > 100.000 Hours

CCT tolerance within a 3 step MacAdams ellipse

Corrosion Protection (Optional)

5 Years Warranty

Marine Coating (Optional)

Key Advantages

- Flawless form
- Economic and efficient
- Easy installation
- High performance LED
- High corrosion resistance

Applications



Exterior



Facade

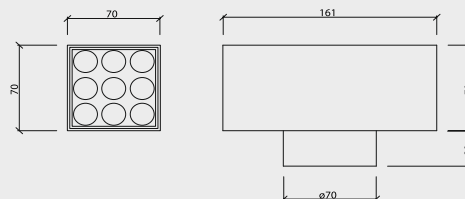


Architectural



Ancient

ARIS WALL DOUBLE



Standard Product

Input	220-240V / AC 50-60Hz
Control	On / Off
Optic	30°
Light Color	4000K
Body Color	9016 White
CRI	>82
Protection	IP20
Impact Resistance	IK09
Protection class IEC	Class I
Power factor (min.)	0,090
Weight	0,80 - 1.20 kg
Ambient Temperature	-30°C / +60°C

Available Options

Input	24V / DC
Control	DALI, DIM, DMX
Optic	30°, 60°, 90°
Light Color	2200K, 2700K, 3000K, 5000K, 6500K
Body Color	Optional RAL colors
CRI	>90
Warranty	7-10 Years

REFLECTOR OPTIONS



Chrome

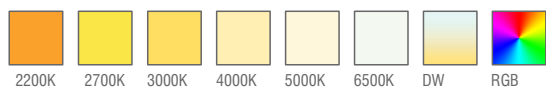
Copper

Gold

Platinum

Black

Light Colors



2200K

2700K

3000K

4000K


5000K

6500K

DW

RGB

Body Colors Options



Textured Grey

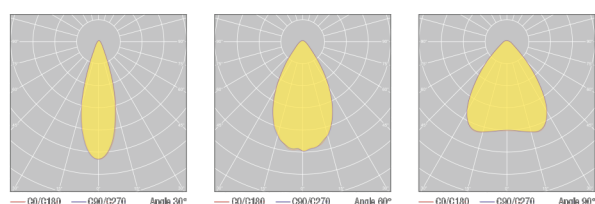
7016 Grey

9005 Black

9006 Grey

9016 White

Beam Angle Options



— C0/C180 — C90/C270 Angle 30°

— C0/C180 — C90/C270 Angle 60°

— C0/C180 — C90/C270 Angle 90°

Ordering Details

Product Code	Power	Light Color	Lumen
ARISWALL.DOUBLE.16.AC.N.4.30.9016	2X8W	4000K	1490
ARISWALL.DOUBLE.24.AC.N.4.30.9016	2X12W	4000K	2236

* For different options, please contact our team.

Product Coding

Product Name	Product Power	Input	Control System	Color Temperature	Light Beam	Body Color
XX	XX	AC DC	OFF 1-10V PUSH TRAC DALI	3K 4K 6.5K	XX	XX
XX	XX	AC DC	N V P T D	3 4 6	XX	XX